


### OPTICAL FIBER PATCH CORDS (SINGLE MODE)

The patch cords provide flexible interconnection to active equipment, passive optical devices and cross-connects. The patch cords are terminated with zirconia ferrule connectors which help assure high transmission quality and low optical power loss. Produce with various cable as simplex, zip cord, duplex or round cable. We offer all Colour in LSZH, LSZH-FR and also CPR Compliance

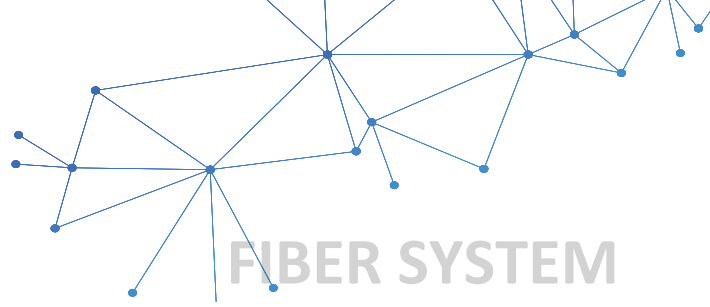


### SPECIFICATIONS

Standards	IEC, EIA/TIA, Telcordia GR-326 Standards
Strength Member	Aramid Yarn
Cable Diameter	0.9mm / 2mm / 3mm
Fiber Type	OS2
Jacket Material	LSZH
Insertion loss	≤ 0.3dB
Return loss	≥ 55 dB
Minimum Bend Radius Install	3.0cm
Long Term Bend Radius	2.0cm
Operating Temperature	-40°C to +85°C
Storage Temperature	-50°C to +85°C
Cable Color	Yellow
Polishing	PC, UPC and APC
Connector Type	SC, FC, ST, LC
Length	1m / 2m / 3m/5m/15m or Customized
Performance	Factory Tested
Compliant	RoHS & ISO
Application	1G -40G Applications

### ORDER INFORMATION

Part Number	Description
FOPCSMXXRRLL-TY	CABCOMM Fiber Optic Patch Cord LL-RR Single Mode 9/125 XX TY - LSZH



### Products Materials



G652D, G657A1, G657A2/B2, G657B3, OM1, OM2, OM3, OM4, OM5 Fibers  
 900um, 1.2mm, 1.6mm, 1.7mm, 1.8mm, 2.0mm, 2.4mm, 2.6mm, 2.8mm OD cable  
 PVC (Riser/OFNR), LSZH, Jacket materials



High quality SM Ceramic ferrule, Good concentricity < 0.5um  
 High quality MM Ceramic ferrule, Good concentricity < 4.0um



Standard connectors LC, SC, ST, FC, are available  
 High precious connector guarantee Good Repeatability and Interchangeability

### Standard Compliance

- TIA 604 (FOCIS)
- TIA/EIA 492AAAE
- IEC 61754
- IEC 60793-2-10
- IEC 61300-3-35
- YD/T1272.1-2003
- RoHS, ISO9001 Compliant

### Features

- High quality zirconia ferrules.
- Good repeatability and interchange.
- Flame-retardant, rugged and durable jacket.
- 100% optically tested for insertion loss to ensure high quality

### Application

- Data Center
- Enterprise
- Fiber to the X (FTTX)
- LAN and WAN
- CCTV Network
- Telecommunications Network

### Connector Type

#### LC

Standard, Uniboot.  
 Typical Applications :  
 High-density connections, SFP and SFP+ transceivers, XFP transceivers.



#### SC

Standard boot, Short boot  
 Typical Applications :  
 Telecom; GPON; EPON; GBIC.



#### FC

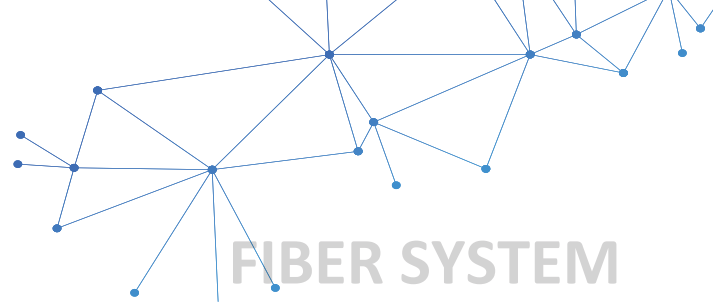
Standard boot  
 Typical Applications :  
 Datacom, Telecom, measurement equipment, single-mode lasers



#### ST

Standard boot  
 Typical Applications :  
 Datacom





## DATA SHEET

### Connector Standard

SC: TIA/EIA, FOCIS3, GR-326.NTT-SC IEC61754-4 and JIS C5973.  
 LC: TIA/EIA, FOCIS10, GR-326 EIA/TIA-604-10, IEC61754-20 and JIS C5973.  
 FC: EIA /TIA-604-04, FOCIS4, NTT-FC, GR-326. IEC61754-13 and JIS C5973  
 ST: TIA/EIA, FOCIS2, GR-326. IEC61754-2 and JIS C5973 Etc.

### Optical Specifications

Insertion loss	≤0.25dB Mean (Standard)	Interchangeability	≤0.2dB
Return loss	SM UPC ≥ 50dB SM APC ≥ 60dB MM PC ≥ 35dB	Vibration	≤0.2dB
Operating temperature	-40~85°C	Maximum pulling force	70N(2.0mm cable) 100N(3.0mm cable)

### Geometric Specification( if Customer requested)

Items	Parameter	
Polishing	PC	APC
ROC	SC/FC/ST	10 ~ 25mm
	LC	7~ 25mm
Apex Offset	≤ 50um	
Fiber Spherical Height	±100nm	
Angle	—	8 ± 0.5

### Polishing Method

UPC(Ultra-Polished connector)



APC (8 degree Angled Polished connector)



### Polishing End-face



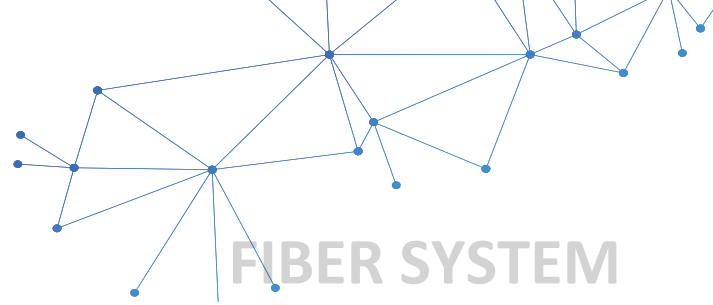
SM UPC



SM APC



MM PC



## DATA SHEET

### End-face Quality (SM)

Zone	Range (µm)	Scratches	Defects	Reference
A: Core	0 to 25	None	None	IEC 61300-3-35:2015
B: Cladding	25 to 115	None	None	
C: Adhesive	115 to 135	None	None	
D: Contact	135 to 250	None	None	
E: Rest of ferrule		None	None	

### End-face Quality (MM)

Zone	Range (µm)	Scratches	Defects	Reference
A: Core	0 to 65	None	None	IEC 61300-3-35:2015
B: Cladding	65 to 115	None	None	
C: Adhesive	115 to 135	None	None	
D: Contact	135 to 250	None	None	
E: Rest of ferrule		None	None	

### Length Tolerance

Overall Length(L)(m)	length of tolerance(cm)
$0 < L < 1$	+5/-0
$1 < L < 10$	+10/-0
$10 < L < 40$	+15/-0
$40 < L$	+0.5% x L/-0

